



Rye Community Primary School

"Dream, Believe, Achieve!"




Welcome to Key Stage 1!

Happy New Year! We hope that you and your families had a restful and enjoyable Christmas break with your loved ones.

Our topic this term is 'Toy Story'.


English



This term, our key texts are 'The Magic Box' by Kit Wright, 'Old Bear' by Jane Hissey and 'Toys and Games,' from the Ways into History series by Sally Hewitt. Using our texts as a starting point, we will be writing our own poem, an adventure story and instructions. You can help us bring our learning alive by talking and sharing memories about your favourite toys and past-times

when you were 5-7 years old.

Perhaps you still have your old favourites stored away somewhere!



Teaching Phonics - Little Wandle Letters and Sounds



Here at Rye, we are very excited to share with you a new phonics programme that we have invested in to teach phonics and reading. Following a recent change in government guidance we have decided to invest in a brand new scheme for teaching early reading in our school.

This will impact the way that both phonics and reading are taught. Phonics will continue to be taught daily to all children, but will be taught following a newly released phonics scheme called 'Little Wandle-Letters and Sounds revised'. This is a very thorough and very rigorous programme which teaches the children the skills they need to read. All children will be working alongside peers with a similar secure phonic knowledge.

Although your child will be taught to read at school, you can have a huge impact on their reading journey by continuing their practice at home. As we begin the programme, you will notice a change in the types of reading books your child will bring home.

There are two types of reading book:

- 📖 An e-reading practice book. This will be at the correct phonic stage for your child. They should be able to read this fluently and independently.
A link for the e-reading book will be sent home in due course.
- 📖 A sharing book. Your child may not be able to read this on their own. This book is for you both to read and enjoy together.

Further information will come soon, as we begin the programme.

We're teaching every child to read with Little Wandle Letters and Sounds Revised. A complete SSP validated by the Department for Education.





Rye Community Primary School

"Dream, Believe, Achieve!"

Book Bands and the Reading Passport

Year 2 children who passed the year 1 phonics check, completed the phonics programme and moved on to 'No-Nonsense Spelling' will continue to choose from a range of banded books, as well as choosing a book from our Reading Passport challenge.

How You Can Help

There is a school expectation that all KSI children should read daily at home. Talk to them about what they are reading, ask them questions about the story, characters and plot. Perhaps they can they predict what will happen next?

Look at information texts with your child and look at the glossary and contents page to find out where you could locate more information.

Our focus this term is on punctuation and how we can use it in our writing.

Maths

In Maths this term, we will be learning more about money, before continuing on to multiplication and division.

How You Can Help

Support your child's learning by exploring money in real-life situations. Children have less and less exposure to money now, due to payments made by debit card, online and on phones. Are you able to create the opportunity for them to spend some money, even as part of playing shops at home. Can they select the correct money? Year 2s can even try working out the change they might get.

Please help your child learn their times-tables by learning the multiples of 2, 5 and 10 (year 1) and 2, 5, 10 and 3 (year 2).

The first step is to learn to count on, and in year 2 they should try to recite their tables fluently.

PE and Forest School

Clownfish - Tuesday and Friday (Indoor PE)

Seahorses - Tuesday (Forest School) and Thursday (Indoor PE)

Sea Turtles - Thursday and Friday (Indoor PE)

All PE kit and uniform should be named so they can be returned easily if they get found. Further details of school uniform can be found on the school website: <https://ryeprimary.co.uk/school/Uniform>



Rye Community Primary School

"Dream, Believe, Achieve!"

Forest School

All classes will take part in Forest School over the course of the year. Children will need to bring in a long-sleeved t-shirt and trousers, water-proofs and wellington boots. As always, these items should be named to avoid getting them lost.

Home Learning

In Key Stage 1, homework is set weekly. Reading Eggs and Maths Seeds tasks are set after school on a Friday and should be completed by the following Friday. You will have been sent the login details in your child's reading record book, but please ask their class teacher if you need them again! Any children who have been unable to complete their online homework tasks will be able to do their homework in the computer suite on a Friday lunchtime.

Spellings are also set on Fridays. They are posted on the class webpages, as well as on Class Dojo. The children write their spellings in a test the following Friday.

Water Bottles and snacks

A hydrated brain is essential to learning! Please ensure that your child brings in a named water bottle. All key-stage 1 children are offered a healthy snack each day. They can also bring in their own healthy snack to have in snack time. It is really helpful if water bottles and fruit-tubs are named so they can be returned if they get lost.

Due to severe nut-allergies, we are a nut-free school.

Please ensure all snacks and lunch box items are nut-free, including biscuits such as cereal bars. We are extremely appreciative of your support in this.

As always, please do not hesitate to contact us if you have any questions or queries. The easiest way to do so is by leaving a message with the office, or using the message facility on ClassDojo.

Thank you for your continued support.
Wishing you a happy and healthy 2022.

Mrs Leigh, Miss Brewster and Miss Birkby
Sea Turtles', Clownfish and Seahorses' Teachers

Further information about our classes and learning, including timetables and home learning, can be found on our class webpages.

<https://www.ryeprimary.e-sussex.sch.uk/curriculum/classes>



Rye Community Primary School







"Dream, Believe, Achieve!"

Year 1/2 Home Learning Challenges, Term 3- 'Toy Story'

We have left these tasks fairly open ended so that you can be creative! Make things look nice through adding colour. Use your imagination and take pride in your work. You can take photos, use a computer or record through writing and drawing. We don't expect you to do all of these tasks but if you want to that is fine.

Please post the activities in your child's Dojo portfolio, or send the homework book in by Thursday each week, dating the work you completed. Happy learning and have fun!

Year 1/2 Home Learning Challenges, Term 3- 'Toy Story'

 <p>1) Choose your favourite toy, take them on a journey! Record your trip with photos. You might like to put your photos in a scrapbook or diary and write about what you did.</p>	 <p>2) Use old magazines/catalogues find as many pictures of toys as you can and make a collage. How are the toys similar/different? What are they made from? What do they do?</p>	<p>3) Choose a toy and find out about it's history. When and where was it first made? What materials is it made from? How has it changed over time?</p> 
<p>4) Make your own toy shop! Set up your toys and make some price tags. Then find some customers to go shopping.</p> 	<p>5) Interview two different people that you know - could be friends or relatives (ideally of different ages/generations). What was their favourite toy? Why? Do they have a photo of themselves with it?</p>	<p>6) Have your own Teddy Bear's Picnic! Make your favourite sandwiches and treats and set up your blanket ready. Don't worry about the weather - you can always have it inside!</p> 
<p>7) Design your own toy. What will it be made from? What will it do? What colour, shape and size will it be?</p> 	<p>8) Purple Mash task. Have a go at one of the tasks set for you on 2Do or type toys in the search bar and choose a different activity.</p>	<p>9) Try baking one of these delicious snacks!</p> <p>https://www.netmums.com/recipes/easy-gingerbread-man-recipe-for-kids</p> <p>https://www.kidspot.com.au/kitchen/recipes/homemade-tiny-teddys-recipe/brkq2770</p>

Please choose one challenge to complete each week and put the date in the box when you have done it.

Remember you will also have a reading task to complete on Reading Eggs and a maths task to complete on Maths Seeds. You should also be practising your spellings and reading daily.



rocking
horse



wooden
blocks



toy soldier



jack-in-
the-box



tea set



whip and
top



doll's house




doll





diabolo




books



toy ship



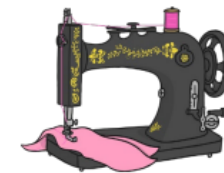
photos



teddy bear



old things



marbles



elderly people





recorded
interviews



old
buildings



artefacts



museums



word of
mouth



old paintings





Rye Community Primary School

"Dream, Believe, Achieve!"