



Dear Parents and Carers,

Welcome back to an exciting and brand-new academic year.

We hope you have had a relaxing summer and that the children are refreshed and ready to start in Year 3 and Year 4. We are excited to share our Term 1 topic with you.

### Term 1 learning in Year 3 & 4



This term our topic is '1066'!

The children are really excited about this topic. It's probably the most famous date in English history - we're

travelling back to 1066... These are troubled times and there is danger afoot. A much-loved king is dead and a French Duke has staked a claim for our kingdom. Not to mention all the other "wannabe monarchs"! Discover a changing England, shaped by shires, protected by castles and ruled by foreign knights. We will use the famous Bayeux Tapestry to explore the significant events of 1066. What happened



when, and how did William come to be called the Conqueror? We will virtually explore the historic sight, Battle Abbey.

## P.E

Our topics for P.E are 'Gymnastics' and 'Ball games'. Please can you ensure that your child has their PE kit in school in a named bag. This will stay in school until the end of term.

## English

The book we are studying this term for reading is '1066 I was there' by Jim Eldridge.

We will be using our '1066' topic to write a narrative story that is set in 1066.

Following that, we will be writing a biography.

## Mathematics

Year 3 and Year 4 will begin the term by looking at Place Value finishing with Addition and Subtraction.

Thank you for your continued support,  
Mrs Banks, Mr Thomas, Miss Turton



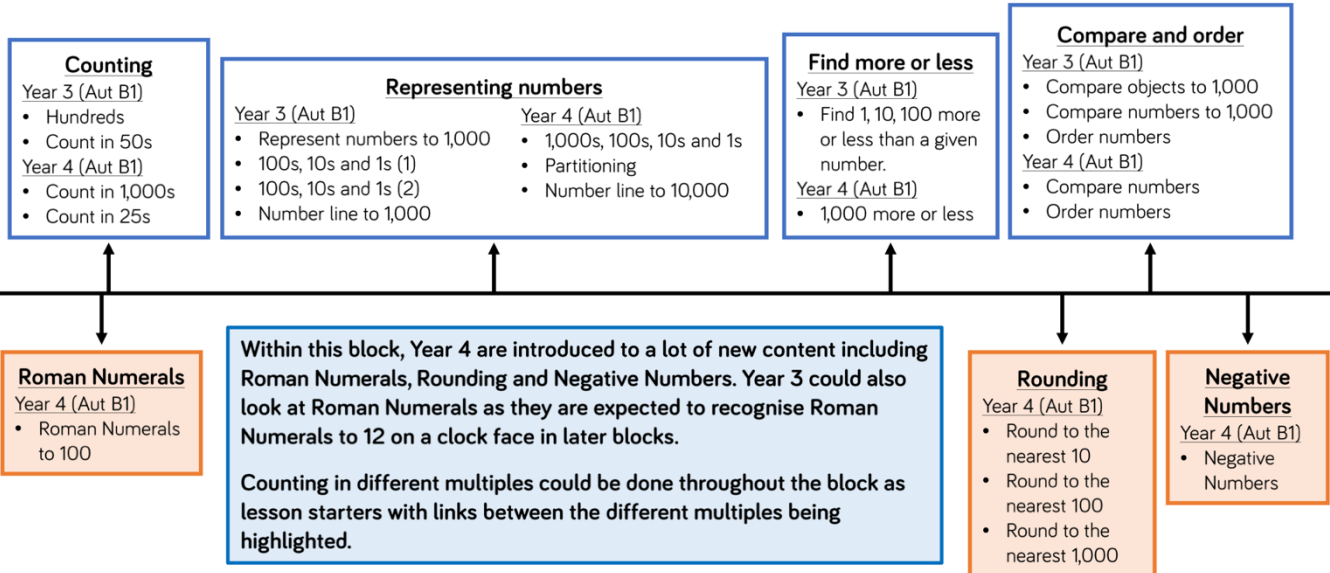
# Mathematics,

Year 3/4 | Autumn Term | Week 1-4 – Place Value



## Place Value

### Common Content



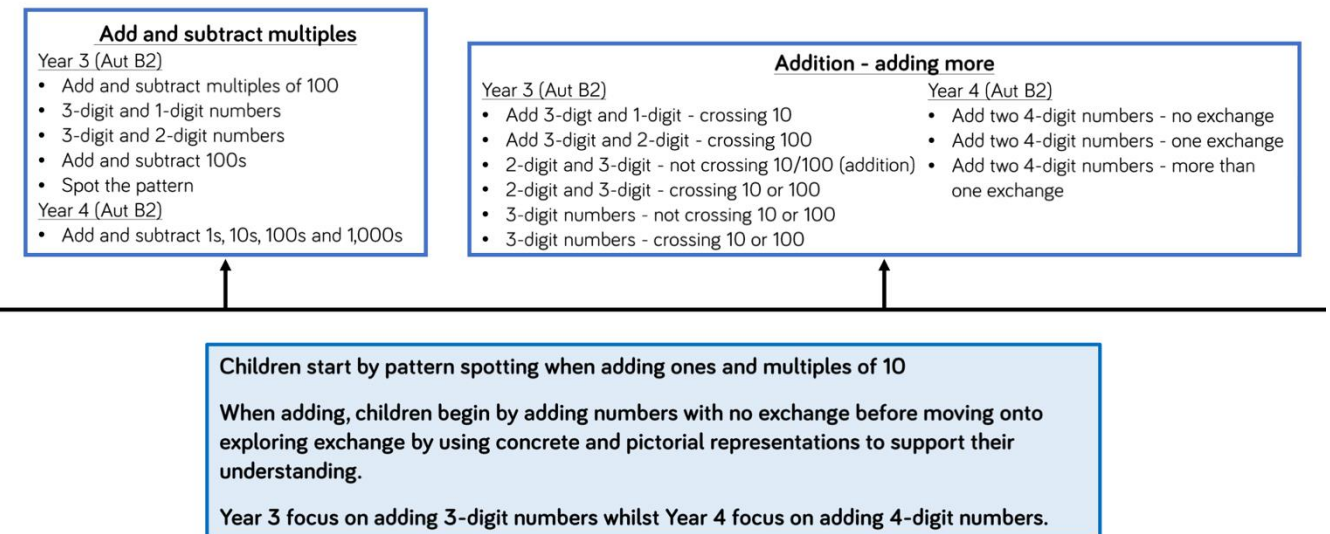
### Year Specific

Year 3/4 | Autumn Term | Week 5 to 8 – Number: Addition & Subtraction



## Addition and Subtraction (1)

### Common Content




### Year Specific





## What will you choose to do?

- Talk to your parents or grandparents about what they remember learning at school about the Battle of Hastings and 1066. Can they recall the key dates and information? If they are struggling, tell them all you know!
- Create a digital presentation with interesting facts about 1066 to share with other classes.
- Make your own life-size 1066 soldier! Download online images of Norman or Anglo-Saxon soldiers and look in detail at their armour. Ask someone to draw around your body outline on a piece of large paper, such as wallpaper. Cut this out and draw the soldier's face, then create armour using collage materials. Milk bottle tops or circles of tin foil would create a chain mail effect. Use card from junk boxes to create a shield and sword, then paint them.
- At least two of the Bayeux Tapestry panels went missing. These might have shown King William's coronation. Draw what these panels could have looked like, in the same style and colours as the original tapestry.
- Write a diary entry, as if you are King Harold in the days leading up to the Battle of Hastings. How are you feeling? What are your hopes and concerns?
- Find out about the types of shields used at the Battle of Hastings. Create a design for a shield. Will you use a kite or a round shape? Which colours and patterns will you use?
- Visit a castle or fort with your family. Take lots of pictures and tell your class about it on your return.
- Write a newspaper report all about the events of the Battle of Hastings. You could write it from the point of view of the Normans or the Saxons. Draw or download an image showing an important incident and include quotes from some of the key people involved.
- Using the Bayeux Tapestry as inspiration, design a new tapestry to show a story of your choosing. Remember to divide your story into panel sections.





**Domesday Book**

**drawbridge**

**embroidery**



**forge**

**helmet**

**hessian**

**hierarchy**



**imprisoned**

**invasion**

**keep**

**kingdom**



**knight**

**moat**

**monarchy**

**motte**



**Norman**

**opponent**

**oppression**

**palisade**



**Anglo-Saxon**

**archery**

**armour**

**attack**



**bailey**

**barracks**

**baron**

**Bayeux Tapestry**



**calligraphy**

**castle**

**chapel**

**civil war**



**claim to the throne**

**commission**

**compound**



**conflict**

**conqueror**

**coronation**

**defences**







	<b>pottage</b>	<b>primogeniture</b>	<b>reenactment</b>						
	<b>reconstruction</b>	<b>resolution</b>	<b>serf</b>	<b>shire</b>					
	<b>seige</b>	<b>squire</b>	<b>succession</b>	<b>tabard</b>					
	<b>target</b>	<b>tax</b>	<b>tournament</b>	<b>villein</b>					
	<b>wattle and daub</b>	<b>Westminster Abbey</b>	<b>Witan</b>						